


CAMARGUE®

*The standard for quality
and design in patio covers*


 **RENSON®**

Renson Camargue[®], invisible strength




HIGH-COMFORT CLEAN DESIGN

Seamless, invisible integration of motor and wall inserts (Fixscreens, glass, etc.)




INVISIBLE STRENGTH

Camargue's fully enclosed column structure meets the strictest building standards.



CONTROL SUN AND SHADE

Use the rotating blades to play with shade and light or use them to create better airflow and let heat escape. Sun protection, sliding panels and/or outdoor curtains only multiply the possibilities.



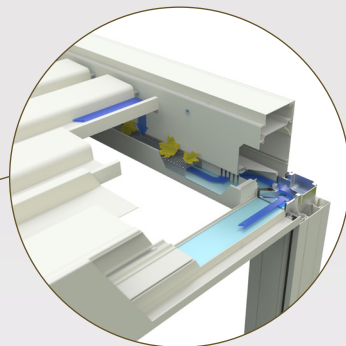
IN THE RIGHT LIGHT

Create the right atmosphere for any occasion by combining functional and ambient lighting. Your Camargue's design captivates, both indoors and out.



INTEGRATED HEATING

Efficient technology where you want it





SMOOTH WATER DRAINAGE

Splash-free and no risk of blockage



WIND-RESISTANT SLIDING PANELS

Automatic locking thanks to mechanical stoppers



SHELTER FROM THE ELEMENTS

Set blades to shut automatically at the first drop of rain. Choose side inserts that keep rain and wind at bay, and integrate heating wherever you want. Transforming Camargue into the perfect cocoon for every season is simple.

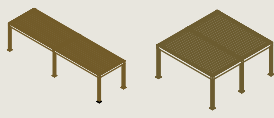


CONFIGURATIONS

Structure types

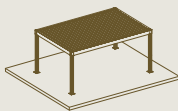


Single

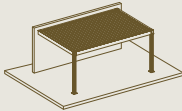


Joined (span (depth) or pivot (width))

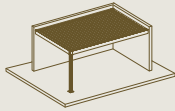
Construction methods



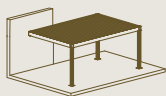
Stand alone



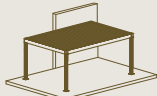
Wall-mounted (span (depth) or pivot (width))



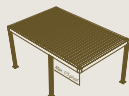
Wall-mounted (span (depth) and pivot (width))



Wall to the left



Wall to the right



Shifted Column

Dimensions

- Pivot (width): max. 6,200 mm/7,060 mm*
- Span (depth): max. 4,500 mm
- Passage height: max. 2,800 mm
- Customisation to the millimetre

* pivot (width) > 6,200 mm possible with additional column and span (depth) max. 4,000 mm

FINISHES

Wide range of coating finishes available, with all RAL colours and fabric options. Predefined **Design Styles** guarantee perfect harmony between materials and colours.



PERFORMANCE



160 km/h



150 l/m².u



200 kg/m²

ACCESSORIES

ROOF TYPE

- Bladed roof: rotatable blades
- Skye roof: retractable, rotatable blades

BLADE TYPE

- Bi-colour
- Wood design

SIDE INSERTS

- Integrated motorised screens
- Loggia sliding panels
- Glass sliding panels
- Fixed wall (Linus/Linarte)
- Outdoor curtains
- Combination integrated motorised screens + glass sliding panel + outdoor curtains possible

LIGHTING

- LED blade (Lineo LED*)
- Up and/or Down LED
- Colomno LED

COMFORT

- Beam Heat & Sound (radiant heat and speakers)
- Protecto protective profile*
- Integrated electrical outlet or USB port
- Fixed blade with optional heating: Lineo Fix/Heat*
- LED blade (Lineo LED*)
- Glass blade (Lineo Luce*)
- Waterproof wall connection

AUTOMATION

- Wind sensor
- Rain sensor

COLUMNS

- Additional column
- Shifted column
- Adjustable wall column

* not possible for Skye

CERTIFICATION

- CE
- REACH
- Seaside/coastal powder coating guarantee
- Optional EUROCODE/Miami Dade

WHY RENSON?



115 years Renson
> 15 years Outdoor
patio covers



Uncompromising
innovations



Made in Belgium



Quality and
design